


# FOREO



## ISSA™ 2

**THE WORLD'S 1ST**  
SILICONE SONIC TOOTHBRUSH





# FULL USER MANUAL

---

## GETTING STARTED

Congratulations on taking the first step toward a whiter and brighter smile by acquiring this ISSA 2. Before you begin to enjoy all the benefits of sophisticated and stylish dental care in the comfort of your home, please take a few moments to look through this manual.

**INTENDED USE:** For in-home use, to promote overall oral hygiene by cleaning your teeth and gums.

Please **READ ALL INSTRUCTIONS BEFORE USE** and utilize this product only for its intended use as described in this manual.

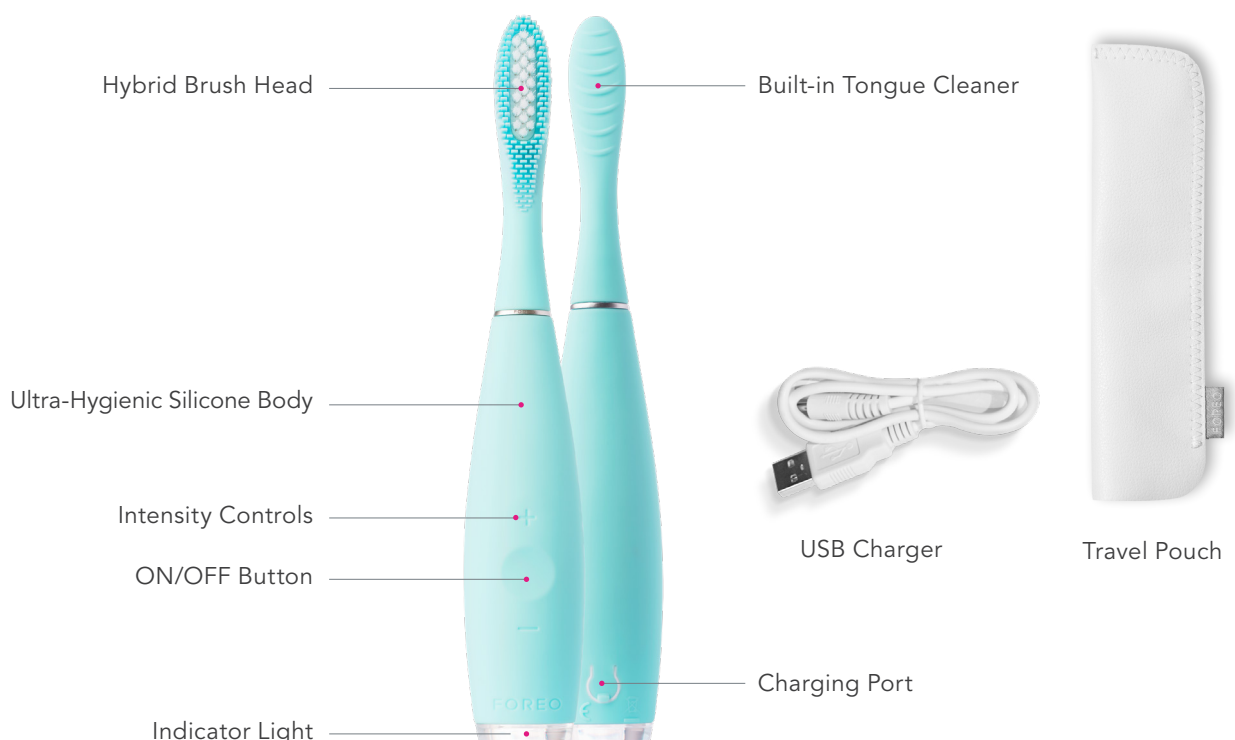
⚠ **WARNING:** No modification of this equipment is allowed.

## ISSA 2 OVERVIEW

The ISSA 2 combines groundbreaking technology and lasting power to provide you with a brushing experience unlike any other. Featuring ultra-hygienic, medical-grade silicone and PBT polymer, the unique hybrid brush head and T-Sonic Pulsations work together to remove plaque while gently massaging gums at 16 adjustable speeds and **2X the power**. With an exceptionally long battery life, a 1-hour USB charge powers up your ISSA 2 for **up to 365 days**, allowing for a whole-mouth clean feeling every day of the year!

## GETTING TO KNOW YOUR ISSA 2

**NOTE:** The ISSA 2 may be locked when first unboxed – unlock it by holding down the + and – buttons together. The light will then flash to indicate that your device is unlocked.



## FEATURES

### ON/OFF Button:

- Press once to turn on, once to turn off
- After 3 minutes, your ISSA 2 will automatically turn off to prevent overuse

### Intensity Controls:

- To lock and unlock the controls, hold down the + and – buttons at the same time
- 16 intensities for maximum comfort: increase or decrease the intensity with the + or – buttons
- Device will remember your preferences for your next use

**Hybrid Brush Head** - Silicone and PBT polymer bristles are tough on plaque, gentle on gums

**Ultra-Hygienic Silicone Body** - Nonporous to prevent bacteria build-up

**Indicator Light** - Tells you when to switch to a new quadrant of the mouth & when to charge

**Charging Port** - Seals the device making it 100% waterproof and usable in the shower

**USB Charger** - Charge anytime, anywhere with the USB cable

**Travel Pouch** - Protective sleeve keeps your ISSA 2 clean while travelling

## HOW TO USE YOUR ISSA 2

***Don't change your brushing routine, just your toothbrush!***



**1. Apply Toothpaste** - Use the suggested amount of your favorite toothpaste. For best results, we recommend using FOREO *naturals* Smile-Perfecting Toothpaste.



**2. Brush** - Press the center button to turn on your ISSA 2 and use the +/- buttons to adjust the intensity to your preferred setting. Brush your teeth using wide circular motions and light pressure for 2 minutes. ISSA 2 will prompt you to brush a new quadrant of the mouth every 30 seconds.



**3. Rinse** - Turn off your device by pressing the center button. Rinse your mouth, and clean your ISSA 2 under running water. Repeat twice a day for a fresher, brighter smile!

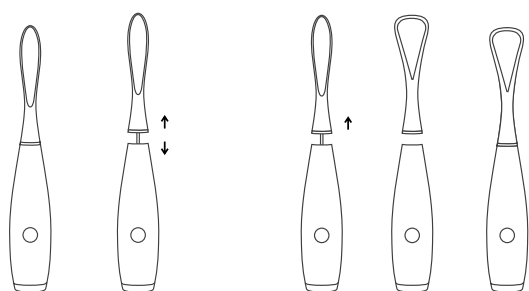
**4. Tongue Cleaner (Optional Attachment)** - For a full-mouth clean, replace your brush head with the tongue cleaner, and use vertical strokes to gently scrub the tongue.

**CAUTION:** If you experience any discomfort when using your FOREO device, discontinue use immediately and consult a physician. If you find any blood on the brush surface, please clean the device with soap and water.

## CLEANING YOUR ISSA 2

Clean the device after each use by washing the brush with warm water while running your fingers through the bristles. We recommend using FOREO Silicone Cleaning Spray on the body of your ISSA 2 and rinsing with warm water afterwards for optimal results. Allow device to air-dry. We do not recommend placing the ISSA 2 in a UV sanitation case.

**NOTE:** Never use cleaning products containing alcohol, petrol or acetone. Avoid using toothpastes with bleach on your device.



## REPLACING YOUR ISSA 2 BRUSH HEAD PULL OFF, PUSH ON

All ISSA brush heads are compatible with the ISSA 2 range.

To replace a brush head, make sure your ISSA 2 is turned off, and lift the brush head straight up to detach. With the bristles of the replacement head facing forward, align its center hole with the metal dowel and push down to attach securely.

For maximum effectiveness, we recommend changing your ISSA 2 brush head every 6 months. Each *sensitive* brush head and Tongue Cleaner lasts up to 1 year.

You can order your replacement brush heads on [www.foreo.com](http://www.foreo.com) or by contacting the nearest authorized FOREO retailer.

## CHARGING YOUR ISSA 2

If the power of pulsations seems to diminish or the indicator light begins to blink, it's time to charge your device. Connect the USB charging cord to any outlet for 1 hour. When the indicator light stops blinking, your ISSA 2 is fully charged.

**CAUTION:** Before charging, make sure the charging port and charger are free of water and toothpaste residue. Do NOT use your FOREO device while charging, and do NOT charge for more than 24 hours. Only use the FOREO - provided USB charging cable.

## IMPORTANT

### FOR OPTIMUM SAFETY:

- Consult your physician prior to using the ISSA 2 if you have any medical concerns.
- If you are undergoing treatment for any oral condition, consult your dental professional prior to use.
- If you experience any discomfort when using your FOREO device, discontinue use immediately and consult a physician.
- Avoid leaving your device in direct sunlight and never expose it to extreme heat or boiling water.
- This device is not intended for children under the age of 5. Close supervision is necessary when this device is used by, on, or near children. Proper supervision and instructions for safe use should be given to children, as well as those with reduced physical and mental abilities.
- Children should not be allowed to play with the device.
- Discontinue use if this product appears damaged in any way (brush head, handle, charger). This product contains no serviceable parts.
- To avoid the risk of electric shock, this equipment must only be connected to a supply mains with protective earth.
- Never use the device if it is damaged.

## TROUBLESHOOTING

Precautions to be taken in the event of changes in the performance of the ISSA 2:

*The ISSA 2 is not activated when pressing the center button?*

- Battery is empty. Recharge your ISSA 2.
- Interface is locked. Unlock it by holding down + and – buttons together.

*The ISSA 2 cannot be switched off and/or interface buttons do not respond?*

- Microprocessor is temporarily malfunctioning. Connect the charging cable to restore function to normal.

*The ISSA 2's light does not blink when charger is connected?*

- Battery is fully charged, ready for up to 365 days of brushing.
- Battery is drained and will require several minutes to acknowledge charging cable.
- Charging cable is not properly connected. Check electrical outlet/USB socket and charging port.

*The ISSA 2 has fallen into water and the charging port is wet?*

- Dry off and continue use. The ISSA 2 is completely waterproof and the charging port is fully sealed.

If you do not find the answer to your specific question in the troubleshooting section, or if you have any other questions regarding the device's operation, please visit the Customer Care section of [www.foreo.com/support](http://www.foreo.com/support).

## WARRANTY TERMS AND CONDITIONS

### REGISTER WARRANTY

To activate your 2-Year Limited Warranty register the number provided on the FOREO Magnetic Scratch Card at [www.foreo.com/support](http://www.foreo.com/support).

### 2-YEAR LIMITED WARRANTY

FOREO warrants this device for a period of TWO (2) YEARS after the original date of purchase against defects due to faulty workmanship or materials arising from Normal Use of the device. The warranty covers working parts that affect the function of the device. It does NOT cover cosmetic deterioration caused by fair wear and tear, or damage caused by accident, misuse or neglect. Any attempt to open or take apart the device (or its accessories) will void the warranty.

If you discover a defect and notify FOREO during the warranty period, FOREO will, at its discretion, replace the device free of charge. Claims under warranty must be supported by reasonable evidence that the date of the claim is within the warranty period. To validate your warranty, please keep your original purchase receipt together with these warranty conditions for the duration of the warranty period.

To claim your warranty, you must log in to your account at [www.foreo.com](http://www.foreo.com) and then select the option to make a warranty claim. Shipping costs are nonrefundable. This undertaking is in addition to your statutory rights as a consumer and does not affect those rights in any way.

## DISPOSAL INFORMATION

Disposal of old electronic equipment (applicable in the EU and other European countries with separate waste collection systems).

The crossed-out dustbin symbol indicates that this device should not be treated as household waste, but rather be brought to the appropriate collection point for recycling of electrical and electronic equipment. By ensuring this device is disposed of correctly, you will help prevent the potential negative consequences for the environment and human health which could be caused by inappropriate waste handling of the product. The recycling of materials will also help conserve natural resources.

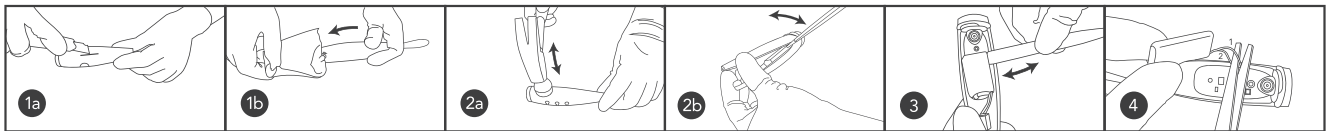
For more information about the recycling of your device, please contact your local household waste disposal service or your place of purchase.



## BATTERY REMOVAL

**NOTE:** This process is not reversible. Opening the device will void its warranty. This action must only be undertaken when the device is ready to be disposed of.

Because this device contains a lithium-ion battery, the battery must be removed before disposal and should not be thrown away with household waste. To remove the battery, pull off the brush head, peel away the silicone cover, open the plastic shell and remove the battery to be disposed of in accordance with your local environmental regulations. Wear gloves during this process for your safety. Detailed visual instructions are provided below:



## SPECIFICATIONS

MATERIALS:	Medical-grade Silicone + PBT Polymer
COLORS:	Pearl Pink/Mint/ Cobalt Blue/Cool Black
SIZE:	195 × 32.4 × 115 mm
WEIGHT:	77g
BATTERY:	Li-Ion 1000mA 3.7V
USER TIME:	Up to 365 days
STANDBY:	180 days
FREQUENCY:	166 Hz
INTERFACE:	3 buttons
PULSATIONS/MIN:	Up to 11,000

### ENVIRONMENTAL CONDITIONS FOR USE:

Temperature:	5° to 40° Celsius
Humidity:	40% to 80%
Atmospheric Pressure:	800 to 1,060 hPa

### ENVIRONMENTAL CONDITIONS FOR STORAGE AND SHIPPING:

Temperature:	-10° to 50° Celsius
Humidity:	30% to 80%
Atmospheric Pressure:	500 to 1,060 hPa

### DISCLAIMER:

Users of this device do so at their own risk. Neither FOREO nor its retailers assume any responsibility or liability for any injuries or damages, physical or otherwise, resulting, directly or indirectly, from the use of this device. Further, FOREO reserves the right to revise this publication and to make changes from time to time in the contents thereof without obligation to notify any person of such revision or changes.

Model may be changed for improvements without notice.

©2017/2018 FOREO AB. ALL RIGHTS RESERVED.

### IMPORTER AND DISTRIBUTOR IN EU:

FOREO AB, BIRGER JARLSGATAN 22,  
114 34 STOCKHOLM, SWEDEN

### IMPORTER AND DISTRIBUTOR IN US:

FOREO INC., 3565 S. LAS VEGAS BLVD. #159,  
LAS VEGAS, NV 89109, USA

MANUFACTURED BY FOREO AB

DESIGNED AND DEVELOPED BY FOREO SWEDEN.

WWW.FOREO.COM