

FOREO
SWEDEN



IRIS™ 2

REJUVENATING EYE MASSAGER

ONLINE MANUAL

FULL USER MANUAL

GETTING STARTED

Congratulations on taking the first step toward refreshed and rejuvenated eyes by acquiring IRIS™ 2. Before you begin to enjoy all the benefits of sophisticated beauty-tech in the comfort of your home, please take a few moments to look through this manual.

Please **READ ALL INSTRUCTIONS BEFORE USE** and utilize this product only for its intended use as described in this manual.

⚠ WARNING: No modification of this equipment is allowed.



IRIS™ 2 OVERVIEW

IRIS™ 2 is a quick, effective and ultra-hygienic eye massaging device inspired by ancient finger-tapping lymphatic drainage techniques practiced in Asia, and revolutionized by FOREO's patented T-Sonic™ massage.

The finger-tapping acupressure motion works to increase the flow of lymphatic fluids, helping to reduce dark circles, and refresh and depuff tired eyes. It also helps to relax tension in facial muscles, caused by eye strain. The T-Sonic™ pulsations deliver a gentle massage to the eye area, helping to increase eye contour radiance and reduce the appearance of crow's feet and fine lines, resulting in the skin feeling firmer. IRIS™ 2 also enhances the absorption of active ingredients in eye care cosmetics, pushing them deep into the skin where they work best.

GETTING TO KNOW YOUR IRIS™ 2

NOTE: IRIS™ 2 may be locked when first unboxed. Unlock it by holding down the + and – buttons together. The indicator light will then flash to indicate that your device is unlocked.

FEATURES

ACUPRESSURE

Increases lymphatic drainage, helps reduce dark circles, and refreshes & depuffs tired eyes.

T-SONIC™ MESSAGE

Subtle oscillations gently massage to increase radiance & reduce the appearance of fine lines.

PLUS & MINUS BUTTONS

Adjust the intensity of Acupressure & T-Sonic™ Massage to your preference.

UNIVERSAL BUTTON

Turns device on & off, and deactivates T-Sonic™ massage.

ULTRA-HYGIENIC SILICONE

Velvety soft, free of BPA & phthalates, and bacteria-resistant for ultimate hygiene.

ANTI-SLIP GRIP

Ultra-comfortable handling for an effortless eye rejuvenation experience.

USB CHARGING PORT

Sealed and 100% waterproof, with a single charge lasting up to 150 uses.

INDICATOR LIGHT

Red indicates low battery, blinking white indicates charging, steady white indicates fully charged.



ABSORPTION-ENHANCING

Use with any eye care cosmetics to enhance absorption of ingredients.



BUILT-IN TIMER

Pauses after 30 seconds to indicate when you should move to the other eye.



USB CHARGING CABLE

Charge anytime, anywhere with USB charging cable.



TRAVEL POUCH


Conveniently stores device for eye care at home, work, or on-the-go.

HOW TO USE YOUR IRIS™ 2:




STEP 1

Start with a clean and dry face. Then apply dots of your eye cream or serum around your eyes, if desired.*




STEP 2

Press the universal button on your IRIS™ 2 for 3 seconds to turn it on. You can adjust the intensity with the + and - buttons. To deactivate T-Sonic™ massage, press the universal button once more.



STEP 3

Gently press IRIS™ 2 under the inner corner of your eye, and glide under and around the eye contour for 30 seconds, until the built-in timer pauses. Then repeat on the opposite eye.**



Pro Tip

You can also use IRIS™ 2 on the forehead to relax facial muscle tension points.

UNIVERSAL BUTTON GUIDE:

- 1st click: ON
- 2nd click: T-Sonic™ massage deactivated
- 3rd click: OFF

* This is not mandatory - you can also use IRIS™ 2 alone, without any eye care cosmetics.

** The front of IRIS™ 2, with the buttons, should be turned toward your face. IRIS™ 2 will automatically turn off after 3 minutes.

CLEANING YOUR IRIS™ 2

Always clean your device thoroughly after use. Wash the device with soap and warm water. Pat dry with a lint-free cloth or towel, or leave to air dry. After use, we recommend spraying the device with FOREO's Silicone Cleaning Spray and rinsing with warm water for optimal results.

NOTE: Never use cleaning products containing alcohol, petrol or acetone, as they may irritate the skin and damage the silicone.

IMPORTANT FOR OPTIMUM SAFETY:

- If you have a serious eye condition or any medical skin concerns, please consult a physician before use.
- Using IRIS™ 2 should be comfortable – if you experience discomfort, discontinue use immediately and consult a physician.
- IRIS™ 2 should only be applied to the under-eye area and brow bone, and never to the eyelid or eyeball.
- For reasons of hygiene, we do not recommend sharing your IRIS™ 2 with anyone else.
- Avoid leaving your IRIS™ 2 in direct sunlight and never expose it to extreme heat or boiling water.
- Close supervision is necessary when this device is used by, on, or near children, as well as those with reduced physical and mental abilities.
- Discontinue use if this product appears damaged in any way. This product contains no serviceable parts.
- Use this device only for its intended use as described in this manual. If you do not find the answer to your specific question, or if you have any other questions regarding the device's operation, please visit www.foreo.com

TROUBLESHOOTING

Precautions to be taken in the event of changes in the performance of IRIS™ 2.

If IRIS™ 2 is not activated when pressing the universal button:

- Battery is empty. Recharge using the USB charging cable for up to 2 hours until fully charged, and then restart your IRIS™ 2 by holding down the universal button.
- Interface is locked. Unlock it by holding down + and – buttons together.

If IRIS™ 2 cannot be switched off and/or interface buttons do not respond:

- Microprocessor is temporarily malfunctioning. Connect to the USB charging cable and/or press and hold the universal button to restart the device.

If IRIS™ 2's indicator light does not blink when the USB charging cable is connected:

- Battery is fully charged, ready for up to 150 uses.
- Battery is drained and will require several minutes to acknowledge USB charging cable.
- USB charging cable is not properly connected. Check electrical outlet / USB socket and charging port.

If IRIS™ 2 has fallen into water and the charging port is wet:

- Dry off and continue use. IRIS™ 2 is completely waterproof and the charging port is fully sealed.

WARRANTY TERMS AND CONDITIONS

REGISTER WARRANTY

To activate your 2-Year Limited Warranty, visit foreo.com/product-registration for more information.

2-YEAR LIMITED WARRANTY

FOREO warrants this device for a period of TWO (2) YEARS after the original date of purchase against defects due to faulty workmanship or materials arising from Normal Use of the device. The warranty covers working parts that affect the function of the device. It does NOT cover cosmetic deterioration caused by fair wear and tear, or damage caused by accident, misuse or neglect. Any attempt to open or take apart the device (or its accessories) will void the warranty.

If you discover a defect and notify FOREO during the warranty period, FOREO will, at its discretion, replace the device free of charge. Claims under warranty must be supported by reasonable evidence that the date of the claim is within the warranty period. To validate your warranty, please keep your original purchase receipt together with these warranty conditions for the duration of the warranty period.

To claim your warranty, you must log in to your account at www.foreo.com and then select the option to make a warranty claim. Shipping costs are nonrefundable. This undertaking is in addition to your statutory rights as a consumer and does not affect those rights in any way.

DISPOSAL INFORMATION

Disposal of old electronic equipment (applicable in the EU and other European countries with separate waste collection systems).



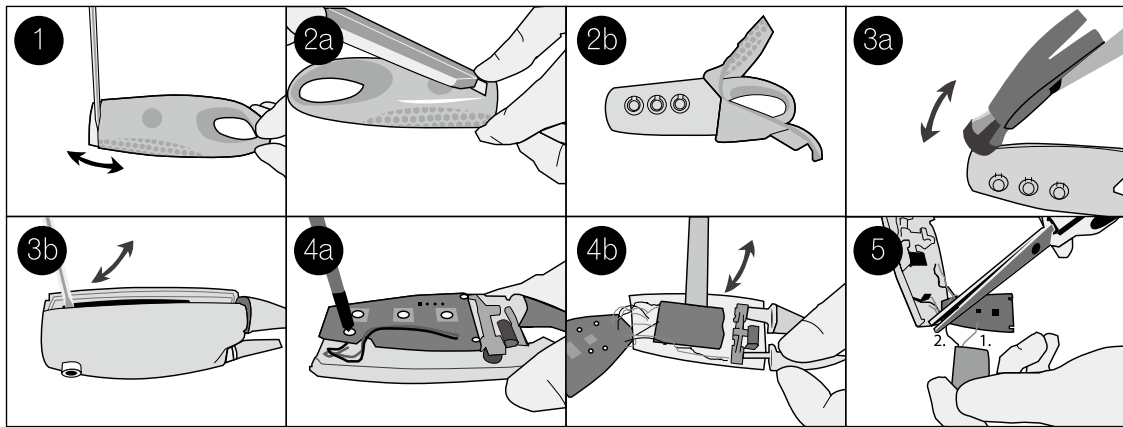
The crossed-out dustbin symbol indicates that this device should not be treated as household waste, but rather be brought to the appropriate collection point for recycling of electrical and electronic equipment. By ensuring this device is disposed of correctly, you will help prevent the potential negative consequences for the environment and human health which could be caused by inappropriate waste handling of the product. The recycling of materials will also help conserve natural resources.

For more information about the recycling of your device, please contact your local household waste disposal service or your place of purchase.

BATTERY REMOVAL

NOTE: This process is not reversible. Opening the device will void its warranty. This action must only be undertaken when the device is ready to be disposed of.

Because this device contains a lithium-ion battery, the battery must be removed before disposal and should not be thrown away with household waste. To remove the battery, pull off the base, peel away the silicone cover, open the plastic shell and remove the battery to be disposed of in accordance with your local environmental regulations. Wear gloves during this process for your safety. Detailed visual instructions are provided below:



SPECIFICATIONS

MATERIALS:	Food-Grade Silicone, PBT Polymer, PC + ABS
COLOR:	Mint, Fuschia, Pearl Pink
SIZE:	120 × 39 × 32 mm
WEIGHT:	71g
BATTERY:	Li-Ion 200mAh 3.7V
RATED:	5V DC, 1W
USER TIME:	Up to 150 uses
STANDBY:	90 days
FREQUENCY:	183 Hz
INTERFACE:	3 buttons
PULSATI0NS/MIN:	Up to 11,000

ENVIRONMENTAL CONDITIONS FOR USE

TEMPERATURE:	5° to 40° Celsius
HUMIDITY:	40% to 80%
ATMOSPHERIC PRESSURE:	800 to 1,060 hPa

ENVIRONMENTAL CONDITIONS FOR STORAGE AND SHIPPING

TEMPERATURE:	- 10° to 50° Celsius
HUMIDITY:	30% to 80%
ATMOSPHERIC PRESSURE:	500 to 1,060 hPa

DISCLAIMER

Users of this device do so at their own risk. Neither FOREO nor its retailers assume any responsibility or liability for any injuries or damages, physical or otherwise, resulting, directly or indirectly, from the use of this device. Further, FOREO reserves the right to revise this publication and to make changes from time to time in the contents thereof without obligation to notify any person of such revision or changes.

Model may be changed for improvements without notice.

©2022 FOREO AB. ALL RIGHTS RESERVED.

EU DISTR.: FOREO AB, KARLAVÄGEN 41, 114 31 STOCKHOLM, SWEDEN.

US DISTR.: FOREO INC., 1525 E PAMA LANE, LAS VEGAS, NV 89119, USA.

AUS DISTR.: 6 PROHASKY STREET, PORT MELBOURNE, VIC, 3207 AUSTRALIA.

DESIGNED AND DEVELOPED BY FOREO SWEDEN.

MANUFACTURED FOR FOREO AB.

WWW.FOREO.COM