

**F.A.Q.**<sup>TM</sup>



# **F.A.Q.**<sup>TM</sup> Electric Mixer

**ONLINE MANUAL**

# FULL USER MANUAL


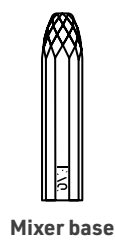
---

## FAQ™ ELECTRIC MIXER OVERVIEW

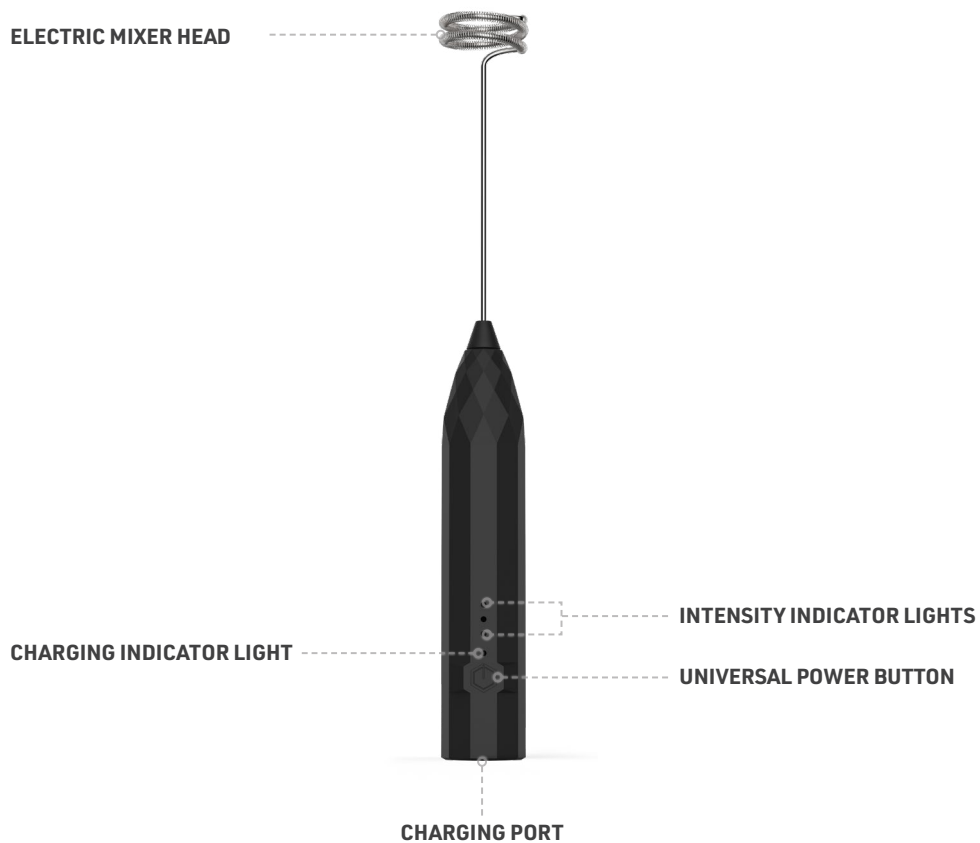
Designed to seamlessly mix your FAQ™ Pure supergreens powder into water, juice or smoothies, the FAQ™ Electric Mixer creates a smooth, lump-free drink in seconds. Sleek, powerful, and easy to use - it brings speed and sophistication to your daily anti-aging supplement routine.

## GETTING TO KNOW FAQ™ ELECTRIC MIXER

PACKAGING INCLUDES



PRODUCT DETAILS



# HOW TO USE FAQ™ ELECTRIC MIXER

## BEFORE USE


Before first use, wash the mixer head with warm water and a mild dish soap. Dry thoroughly with a soft cloth. Wipe the mixer base clean with a soft, dry cloth.

**NOTE:** Ensure both the mixer head and base are completely dry before assembling, charging or using the device.

**TIP:** For optimal performance, fully charge the device for up to 1 hour before first use. While charging, the charging indicator light will be red. Once fully charged, the charging indicator light will turn off.

## ASSEMBLY INSTRUCTIONS

1. Ensure the grooves on the mixer head and mixer base are aligned.
2. Insert the mixer head into the mixer base, following the direction of the arrow shown in the image.



## HOW TO USE

1. Before turning on your FAQ™ Electric Mixer, place the mixer head fully into the liquid you wish to mix.
2. Press the universal power button to turn on the device. To change the speed, press the power button again to turn the device off, then press it once more to restart at the next speed level. Repeat to cycle through speed intensity levels 1–3.
3. When finished, press the universal power button again to turn off the device. Wait until the mixer head has completely stopped rotating before removing it from the liquid.

## WARNINGS

### FOR OPTIMUM SAFETY:

- Keep out of reach of children. Children or persons with reduced physical, sensory or mental capabilities should not use, play with, maintain or clean the device.
- Do not operate the device for more than 5 minutes continuously. Extended use may reduce motor performance and shorten battery life.
- Avoid leaving the device in direct sunlight and never expose it to extreme heat or boiling water.
- Disconnect the USB charging cable from the device and power source before cleaning, disassembly, or when not charging.
- Discontinue use if the device or USB charging cable is not working properly or appears damaged in any way. Use the USB charging cable supplied with your device only.
- Do not use the device if it is overheating or you suspect that it is malfunctioning.
- Before using, make sure that the plug and socket are completely dry. Failure to do so may result in electric shock, short circuit, or fire.
- Do not tamper or attempt to disassemble the product as this may cause damage to the unit.
- Do not use while driving or operating heavy machinery.
- Do not insert any object into any opening of the device.
- The device contains no serviceable parts.
- Use this device only for its intended use as described in this manual. Any harmful consequences resulting from misuse, connection to improper voltage sources, or any other improper applications are not the responsibility of FAQ™ Swiss.
- If you do not find the answer to your specific question, or if you have any other questions regarding the device's operation, please visit [faqswiss.com/support](https://faqswiss.com/support)

## CLEANING YOUR FAQ™ ELECTRIC MIXER

After use, always switch off the device and ensure the mixer head has completely stopped rotating. Remove the mixer head from the base and wash it thoroughly with warm water and a mild dish soap. Then dry the mixer head completely with a soft, lint-free cloth. Wipe the mixer base clean with a soft, dry cloth.

**NOTE:** This device is not fully waterproof. Do not immerse the mixer base in water or wash under running water. Avoid getting water in any openings. Never use cleaning products containing alcohol, petrol, acetone, or other corrosive ingredients.

## DISPOSAL INFORMATION

Disposal of old electronic equipment (applicable in the EU and other European countries with separate waste collection systems).



PACKAGING IS MADE  
OF RECYCLABLE  
MATERIAL



GARBAGE WASTE  
ELECTRICAL & ELECTRONIC  
EQUIPMENT DIRECTIVE



EUROPEAN  
CONFORMITY

This device contains a lithium-ion battery, which must be removed before disposal and should not be disposed of with household waste.

**NOTE:** This process is irreversible and should only be performed when the device is ready for disposal.

This device should not be treated as household waste, but rather be brought to the appropriate collection point for recycling of electrical and electronic equipment. By ensuring this device is disposed of correctly, you will help prevent the potential negative consequences for the environment and human health which could be caused by inappropriate waste handling of the device. The recycling of materials will also help conserve natural resources.

For more information about the recycling of your device, please contact your local household waste disposal service or your place of purchase.

## TECHNICAL SPECIFICATIONS

**BATTERY:** Rechargeable 14500 Li-ion, 300 mAh

**CHARGING VOLTAGE:** 5 V

**RATED POWER:** 3 W

**CHARGING CURRENT:** 0.3 A

**OPERATING TIME PER CHARGE:** Up to 1 hour of use per 30-minute charge

## DISCLAIMER

Users of this device do so at their own risk. Neither FAQ™ Swiss nor its retailers assume any responsibility or liability for any injuries or damages, physical or otherwise, resulting, directly or indirectly, from the use of this device. Furthermore, FAQ™ Swiss reserves the right to revise this publication and to make changes from time to time in the contents thereof without obligation to notify any person of such revision or changes.

**CAUTION:** Changes or modifications to this unit not expressly approved by the party responsible for compliance could void the user's authority to operate the equipment.

Model may be changed for improvements without notice.

©2026 FAQ GmbH. ALL RIGHTS RESERVED. MANUFACTURED FOR FAQ GmbH.  
EU DISTR.: FAQ EUROPE D.O.O., RADNICKA CESTA 202, 10000 ZAGREB, CROATIA.  
US DISTR.: FOREO INC., 1525 E PAMA LANE, LAS VEGAS, NV 89119, USA.  
AUS DISTR.: FOREO AUS, 6 PROHASKY STREET, PORT MELBOURNE, VIC, 3207 AUSTRALIA.  
UK RP: FOREO LTD., LAWFORD HOUSE, ALBERT PLACE, N3 1QA LONDON.

[WWW.FAQSWISS.COM](http://WWW.FAQSWISS.COM)