FOREO
SWEDEN

# LUNA™ 5 LED

## LED-ACTIVATED FACIAL CLEANSING DEVICE

## ONLINE MANUAL

# FULL USER MANUAL

## GETTING STARTED

Congratulations on taking the first step toward discovering smarter skincare with LUNA™ 5 LED. Before you begin to enjoy all the benefits of sophisticated skincare technology in the comfort of your home, please take a few moments to carefully read the instructions in this manual.

Please READ ALL INSTRUCTIONS BEFORE USE and utilize this product only for its intended use as described in this manual.

⚠ **WARNING:** NO MODIFICATION OF THIS EQUIPMENT IS ALLOWED.

## LUNA™ 5 LED OVERVIEW

Meet LUNA™ 5 LED - the Swedish device that turns every cleanse into a facial. Combining deep yet gentle T-Sonic™ facial cleansing, LED light therapy, and lymphatic drainage massage - to treat your skin while you cleanse.

Clinically proven to remove 99% of dirt, oil & makeup residue. The first step in your skincare routine just became the most powerful.

## GETTING TO KNOW LUNA™ 5 LED

**SILICONE TOUCHPOINTS**
Velvety soft, 100% waterproof, and bacteria-resistant to reduce breakouts. 35x more hygienic than nylon bristles.

**LED LIGHTS**
Choose between 2 modes: Deep NIR + NIR + Red for younger-looking skin, or Blue LED for clearer, more balanced skin.

**T-SONIC™ PULSATIONS**
16 adjustable intensities & up to 8,000 pulsations per minute for deep and effective cleansing.

**INDICATOR LIGHT**
Indicates low battery, charging status, Bluetooth pairing mode, and Smart Control mode.

**CONCENTRIC RIDGES**
Deliver a firming facial massage that improves lymphatic drainage and helps enhance the absorption of skincare ingredients.

**GENTLE & DEEP CLEANSING MODES**
Allow you to customize cleansing on each area of your face & neck. Customize further via the FOREO app.

**UNIVERSAL POWER BUTTON**
Turns device on, to Regular Cleansing Mode. Turns Firming Massage on/off with a double click. Turns device off with a long press.

**CHARGING PORT**
Up to 600 uses per USB charge. 100% waterproof closure.

## HOW TO USE LUNA™ 5 LED

### UNLOCK YOUR DEVICE

Before using your LUNA™ 5 LED facial cleansing device for the first time, you must unlock it. You can do this automatically by registering it via the FOREO app.

1. Download the FOREO For You app on your mobile phone by scanning the QR code.
2. Log in to your existing account, or sign up for a new one.
3. Add device (on the top of your screen).
4. Choose the device series.
5. Follow the instructions on the app and fill in the purchase information.

And your device is ready to use!

**www.foreo.com/app**

## HOW TO USE

### 1. APPLY CLEANSER

Dampen your face and apply your facial cleanser as usual. For optimal results, we recommend FOREO Micro-Foam Cleanser. Then wet your LUNA™ 5 LED device.

### 2. SELECT PREFERENCES

Press the universal button to turn on the device. Stay in Regular Cleanse mode, or select Gentle or Deep Cleanse modes, based on your preference. Press the universal button again to cycle through LED modes: Deep NIR+NIR+Red LED for younger-looking skin, or Blue LED for clearer, more balanced skin.

### 3. CLEANSE & TREAT

Glide the silicone touchpoints in circular motions over your face & neck to remove dirt, oil & makeup residue. Once skin is cleansed, press the universal button for 3 seconds to turn off your device. Then rinse face, neck & device, and pat dry.

### 4. INFUSE SKINCARE

Apply serum / moisturizer to skin. Press the universal button to turn on your LUNA™ 5 LED device, then double click to activate massage mode. Glide the back of the device along your facial contours to infuse skincare deep into skin & improve lymphatic drainage.

**TIPS:**

- Avoid using clay-based, silicone-based or grainy cleansers, exfoliators or scrubs, as they may damage the device's soft silicone touchpoints.
- You can access and adjust the settings for your LUNA™ 5 LED via the FOREO For You app.

## VIDEO-GUIDED TREATMENTS

LUNA™ 5 LED comes with a variety of video-guided treatments that explain how to firm & support lymphatic drainage in specific problem areas, using the back of your device. Once selected on the app, these pre-set treatments automatically sync to your LUNA™ 5 LED device, combining different massage patterns and guiding you on how to move the device over your face & neck, for optimized results. You can access these videos via the FOREO For You app, whenever you like.

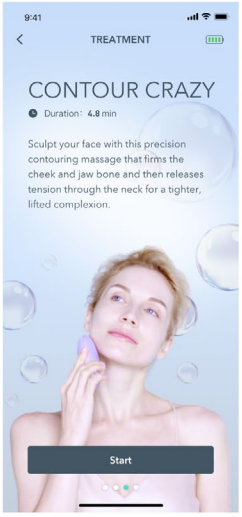

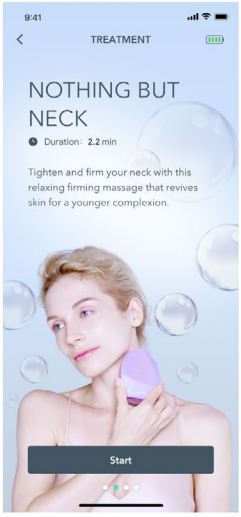


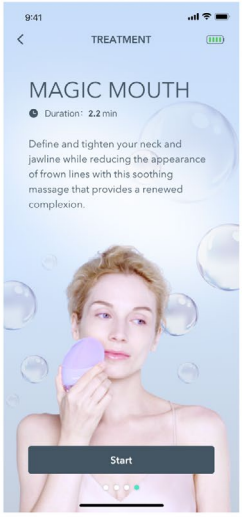


## TRAVEL LOCK

**Keep your device safely off while on the go.**

You can lock your device for travel convenience. Simply press and hold the and buttons simultaneously for 3 seconds to lock your device. Repeat the same steps to unlock.

No accidental activation. Just effortless travel.

# WARNINGS

### FOR OPTIMUM SAFETY:

- Consult your physician before using this device if you have a skin condition, a serious disease, any medical concerns, or are under treatment.
- Cleansing with LUNA™ 5 LED should be comfortable. If you experience any discomfort, prolonged skin redness, or temporary changes in skin color (lightening or darkening), discontinue use immediately and consult a physician.
- This device is not intended for the treatment of medical conditions. Medical advice should be sought to address, for example, moles, skin rash, itchy skin, skin fungus or infection, skin bumps, or skin tags.
- This device should not be used by children. Close supervision is necessary when this device is used by, on, or near children and those with reduced physical and mental abilities.
- Do not stare directly at the LED lights.
- Do not use the device on wounds, ulcers, traumatic injuries, or post-operative wounds.
- Do not use the device on sun burnt or inflamed skin.
- Do not use the device if you have a known sensitivity to sunlight (photosensitivity) or are taking medication that makes the skin more sensitive and causes photosensitivity. Always check the instruction leaflet that comes with your medicinal product, to see if photosensitivity is listed as a side effect, and seek medical advice prior to use of the device as use may harm the skin.
- Blue light may cause temporary hyperpigmentation on darker skin tones. Skin type III and above may be affected. Discontinue use if hyperpigmentation occurs. Red light and near-infrared (NIR) light are suitable for all skin tones and can help improve the appearance of hyperpigmentation, as well as redness, and inflammation.
- Blue light should be avoided if a person has active pigmentation issues or very sensitive skin.
- For reasons of hygiene, we do not recommend sharing your device with anyone else.
- Avoid leaving your device in direct sunlight and never expose it to extreme heat or boiling water.
- This device contains no serviceable parts.
- Discontinue use if this device or charger is not working properly or appears damaged in any way. Only use the power cord supplied with your device.
- Do not use the device if it is overheating or you suspect that it is malfunctioning.
- Do not use the device while charging.
- Do not tamper with or attempt to disassemble the device as this may cause damage to the device.
- Do not use the device while driving or operating heavy machinery.
- Do not insert any object into any opening of the device.
- This device should only be used with a SELV power adapter.
- Before charging, make sure that the plug and socket are completely dry. Failure to do so may result in electric shock, short circuit, or fire.
- This device contains a non-replaceable battery. The battery must be removed from the appliance before it is disposed of. The appliance must be disconnected from the supply mains when removing the battery, and the battery is to be disposed of safely.
- Use this device only for its intended use as described in this manual. If you do not find the answer to your specific question, or if you have any other questions regarding the device's operation, please visit foreo.com/support.

# CLEANING YOUR LUNA™ 5 LED

Always clean LUNA™ 5 LED thoroughly after use. Wash the brush surface with water and soap, then rinse with warm water. Pat dry with a lint-free cloth or towel.

For optimal hygiene, we recommend spraying the device with FOREO Silicone Cleaning Spray once a week, and rinsing with warm water.

**NOTE:** Never use cleaning products containing alcohol, petrol, or acetone, as they may irritate the skin and damage the silicone.

# TROUBLESHOOTING

Precautions to be taken in the event of changes in the performance of your LUNA™ 5 LED:

If your LUNA™ 5 LED cannot be switched on/off, and the universal button does not respond:

- If this is your first time using your LUNA™ 5 LED device, it's locked. Follow the UNLOCK YOUR DEVICE instructions under the HOW TO USE section of this manual.
- The battery is empty. Recharge your device using the provided USB charging cable for up to 2 hours until fully charged.
- The device may need a quick restart. Press and hold the universal button to restart your device.

If your LUNA™ 5 LED won't sync to the FOREO app:

- Ensure that your LUNA™ 5 LED is fully charged, and that the Bluetooth on your phone or tablet is turned on.
- Switch your Bluetooth off and then on again to try reconnecting.
- Close the FOREO For You app, and then reopen it to restart the process.
- The app may need to be updated. Delete and reinstall the app, then make sure to restart your phone.
- Delete your phone's cookies and cache memory.

# WARRANTY TERMS & CONDITIONS

### REGISTER WARRANTY

To activate your 2-Year Limited Warranty, register through the FOREO For You app, or visit foreo.com/product-registration for more information.

### 2-YEAR LIMITED WARRANTY

FOREO warrants this device for a period of TWO (2) YEARS after the original date of purchase against defects due to faulty workmanship or materials arising from Normal Use of the device. The warranty covers working parts that affect the function of the device. It does NOT cover cosmetic deterioration caused by fair wear and tear, or damage caused by accident, misuse or neglect. Any attempt to open or take apart the device (or its accessories) will void the warranty.

If you discover a defect and notify FOREO during the warranty period, FOREO will, at its discretion, replace the device free of charge. Claims under warranty must be supported by reasonable evidence that the date of the claim is within the warranty period. To validate your warranty, please keep your original purchase receipt together with these warranty conditions for the duration of the warranty period.

To claim your warranty, you must log in to your account at www.foreo.com and then select the option to make a warranty claim. Shipping costs are nonrefundable. This undertaking is in addition to your statutory rights as a consumer and does not affect those rights in any way.

# DISPOSAL INFORMATION

Disposal of old electronic equipment (applicable in the EU and other European countries with separate waste collection systems).

This device should not be treated as household waste, but rather be brought to the appropriate collection point for recycling of electrical and electronic equipment. By ensuring this device is disposed of correctly, you will help prevent the potential negative consequences for the environment and human health which could be caused by inappropriate waste handling of the device. The recycling of materials will also help conserve natural resources.

For more information about the recycling of your device, please contact your local household waste disposal service or your place of purchase.

## BATTERY REMOVAL

**NOTE:** This process is not reversible. This action must only be undertaken when the device is ready to be disposed of.

Because this device contains a lithium-ion battery, the battery must be removed before disposal and should not be thrown away with household waste. In order to do this, remove the silicone outer layer, open the inner plastic shell, remove the battery, and dispose of it in accordance with your local environmental regulations. Wear gloves during this process for your safety. Detailed visual instructions are provided below:

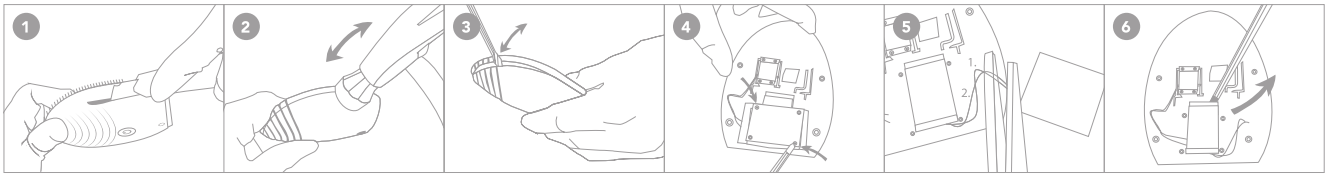


## SPECIFICATIONS

**MATERIALS:** Body-safe silicone, PC + ABS plastic.
**PRODUCT SIZE:** H 102 x W 82.5 x D 38 mm
**PRODUCT WEIGHT:** 120 g
**BATTERY:** Li-ion 520 mAh 3.7V
**USES PER CHARGE:** Up to 600 uses per 2-hour charge
**STANDBY:** 90 days

**DISCLAIMER:** Users of this device do so at their own risk. Neither FOREO nor its retailers assume any responsibility or liability for any injuries or damages, physical or otherwise, resulting directly or indirectly from the use of this device. Furthermore, FOREO reserves the right to revise this publication and to make changes from time to time in the contents thereof without obligation to notify any person of such revision or changes.

**CAUTION:** Changes or modifications to this unit not expressly approved by the party responsible for compliance could void the user's authority to operate the equipment.

**FCC Statement:** This device complies with Part 15 of the FCC Rules. Operation is subject to the following two conditions:
(1) This device may not cause harmful interference, and
(2) This device must accept any interference received, including interference that may cause undesired operation.

**IC Statement:** This device contains licence-exempt transmitter(s)/receiver(s) that comply with Innovation, Science and Economic Development Canada's licence-exempt RSS(s). Operation is subject to the following two conditions:
(1) This device may not cause interference.
(2) This device must accept any interference, including interference that may cause undesired operation of the device.

Model may be changed for improvements without notice.

FOREO declares that this device is in compliance with Directive 2014/53/EU. The full text of the EU declaration of conformity for the product is available at **www.foreo.com/support/eu-conformity.**

**Additional legal and regulatory information is available on the app. To view, simply follow the steps below:**

Step 1: Open the FOREO app & select the profile icon.
Step 2: Select 'Legal & Regulatory'.
Step 3: Select your device.

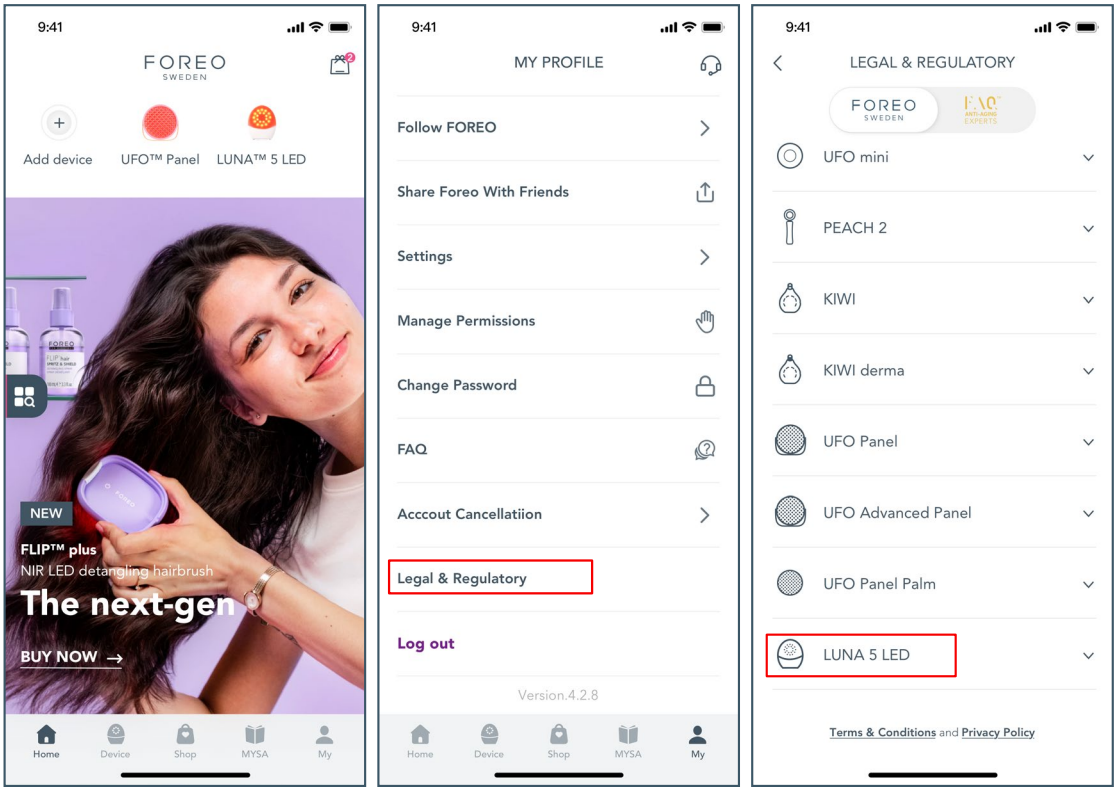


©2026 FOREO AB. ALL RIGHTS RESERVED. MANUFACTURED FOR FOREO AB.
EU IMP & RP.: FAQ EUROPE D.O.O., RADNICKA CESTA 202, 10 000, ZAGREB, CROATIA.
US DISTR.: FOREO INC., 1525 E PAMA LANE, LAS VEGAS, NV 89119, USA.
AUS DISTR.: FOREO AUS., 6 PROHASKY STREET, PORT MELBOURNE, VIC, 3207 AUSTRALIA.
UK RP: FOREO LTD., LAWFORD HOUSE, ALBERT PLACE, N3 1QA LONDON.

**WWW.FOREO.COM**